

# Release Notes for the TelluCare product family

Hi,  
We are happy to inform you that the TelluCare product family version 6.5 has now been released 😊

## TelluCare Remote Monitoring - New patient profile tab

The profile tab “Tasks” lists the tasks a patient should do for a given date or date interval:

The screenshot shows the 'Oppgaver' (Tasks) tab for patient 'Line Danser'. The interface includes a sidebar with navigation options like 'Hjem', 'Pasienter', 'Videomåter', and 'Uteste meldinger'. The main content area shows a date range filter for '31. mai 2022 - 31. mai 2022' and a table of tasks. The table has columns for Status, Oppfølgingsplan, Tidspunkt, Oppgavetype, Utført, and Helsepersonelloppgave. The tasks listed are:

Status	Oppfølgingsplan	Tidspunkt	Oppgavetype	Utført	Helsepersonelloppgave
<input type="checkbox"/> Ikke utført	Hverdagsmestring	31.5.2022, 10:00	Skjema		
<input type="checkbox"/> Ikke utført	KOLS	31.5.2022, 09:00	Skjema		
<input type="checkbox"/> Ikke utført	KOLS	31.5.2022, 09:00	Måling		
<input type="checkbox"/> Ikke utført	KOLS	31.5.2022, 09:00	Måling		

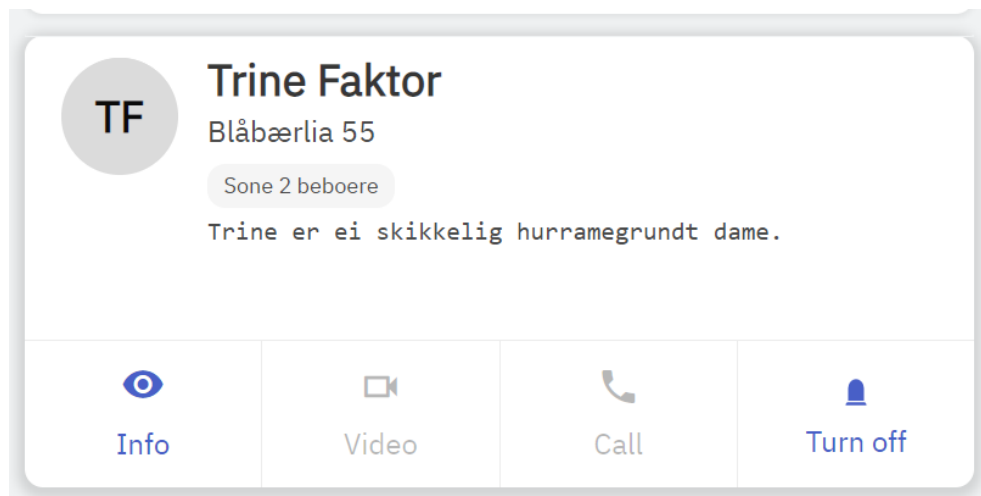
From the list it is possible to quickly get an overview of the current tasks a patient has to carry out and a link to the corresponding health personnel task given that the patient task has been completed:

This screenshot shows the same 'Oppgaver' tab for 'Line Danser', but with the date range changed to '31. mai 2022 - 31. mai 2022'. The table now includes completed tasks with 'Utført' and 'Helsepersonelloppgave' columns populated:

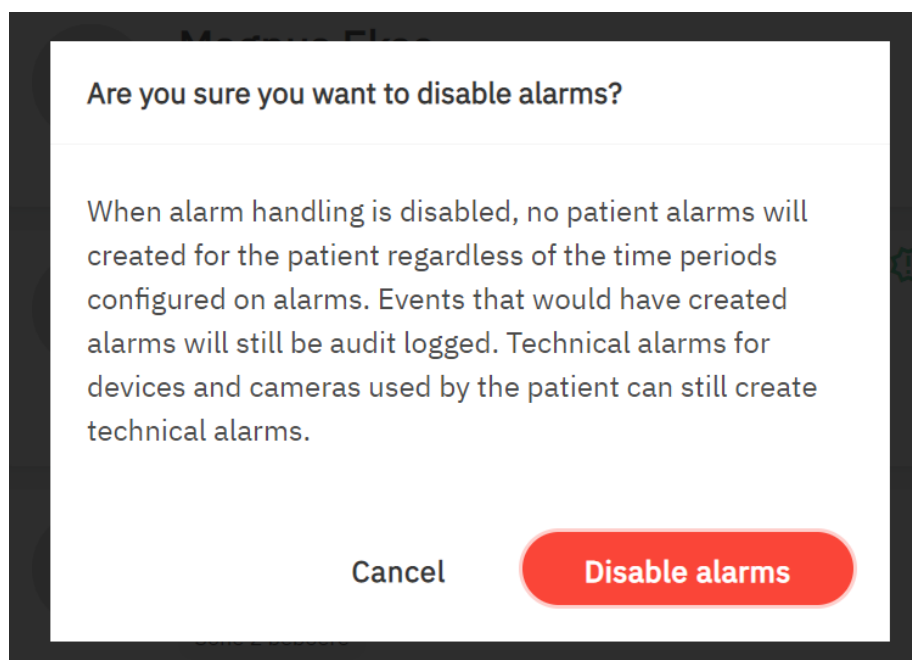
Status	Oppfølgingsplan	Tidspunkt	Oppgavetype	Utført	Helsepersonelloppgave
<input checked="" type="checkbox"/>	Hverdagsmestring	31.5.2022, 10:00	Skjema		
<input checked="" type="checkbox"/>	KOLS	31.5.2022, 09:00	Måling		
<input checked="" type="checkbox"/>	KOLS	31.5.2022, 09:00	Skjema	31.5.2022, 13:35	<a href="#">Oppgaver</a>
<input checked="" type="checkbox"/>	KOLS	31.5.2022, 09:00	Måling	31.5.2022, 13:35	<a href="#">Oppgaver</a>

## TelluCare Supervision - Functionality to activate/deactivate all alarms for a patient

The Respons Operator now have the possibility to activate/deavtivate all alarms for a patient. This feature is needed on some institutions where Supervision is used during nightshifts and started individually for each patient when they go to bed for the night.



The Service Operator also will bee informed to be aware of the consequences:



To make it clear for all Service Operators when alarms are deactivated we have made it visual in the userfase both on each patient in the patient list and as an overview in the dashboard for all patients:

☰ TN

## Patients

Filter Q

With open technical alarms  With open patient alarms

**KL** **Kjell R. Lemmen**  
Åsveien 51  
Sone1

**ME** **Magnus Ekse**  
Sjukeheimen

**SP** **SystemTest Pasient** !  
Rom-32  
Sone1

**TF** **Trine Faktor**  
Blåbærliå 55  
Sone 2 beboere

**UN** **Ulf Neat** !  
Test

SELECTED GROUPS:

Beboere A

Beboere B

Sone 2 beboere

Sone1

Test

Sjukesheimen

testtt

Hide alarms assigned to other operators



1 alarms on



4 alarms off

Last updated: 14:04:15



20/6 18:00 Planned video supervision



Ulf Neat

Test



20/6 13:26 Planned video supervision



SystemTest Pasient

Rom-32

Sone1



18/6 18:00 Planned video supervision



Ulf Neat

Test



17/6 18:00 Planned video supervision



Ulf Neat

Test



16/6 18:00 Planned video supervision



Ulf Neat



Test

There might be a need to deactivate all alarms for all patients when the nightshift is over and we will investigate this need with relevant healthpersonell as a next step.

## TelluCare Supervision - Camera anonymization

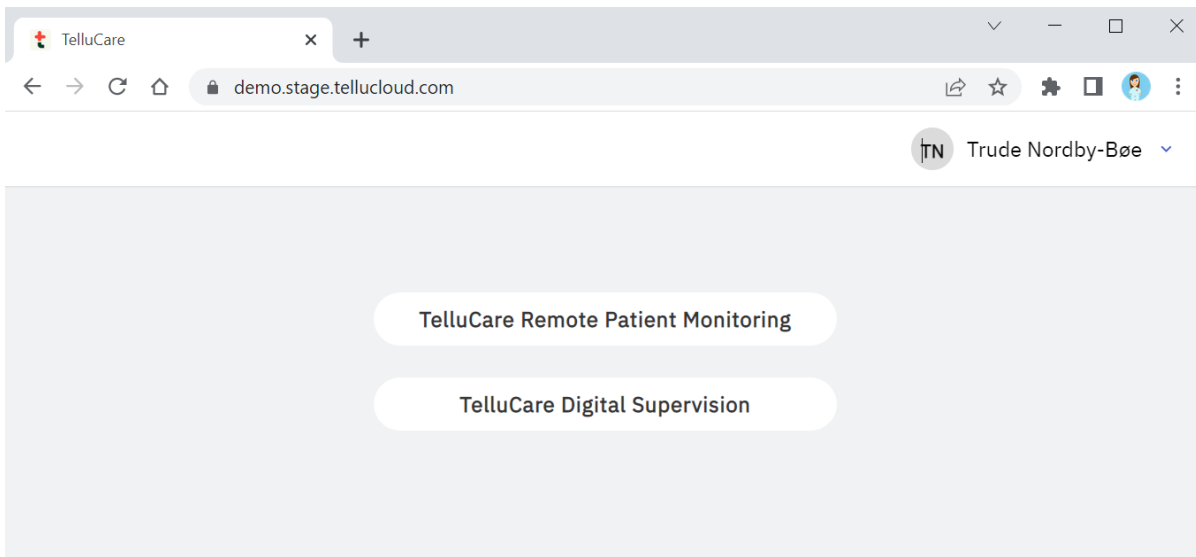
Compatible cameras now includes a versatile, AI-based anonymization running on the camera to dynamically mask humans in real time. With AI-based masking, the application analyzes live video for human forms, and you can mask either humans (moving and stationary), faces, or the inverse (background) instead. This functionality enables dynamic masking at 10 frames per second and is applicable for near-range indoor and outdoor scenes.

The anonymization supports the definition of include- and exclude-areas and the anonymization can be set up with either color or mosaic masking.

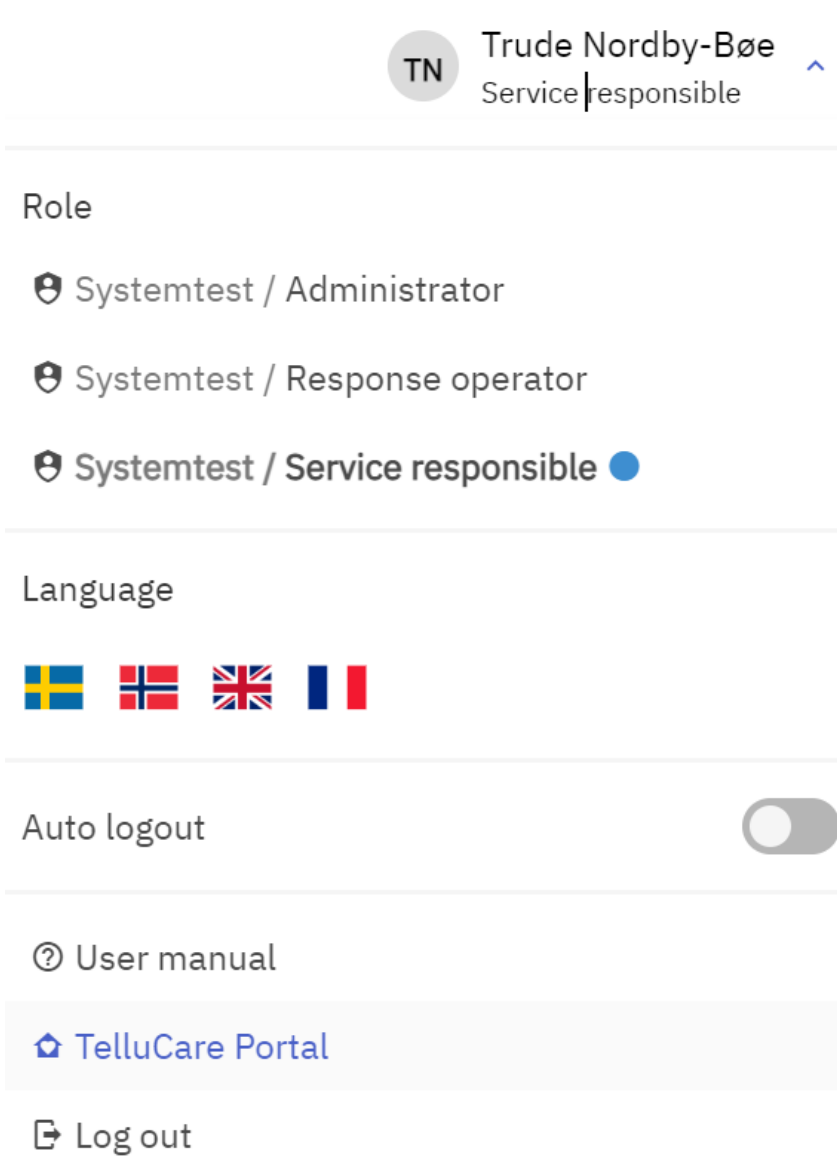


## TelluCare - Main landing page for TelluCare products

The landing page contains all TelluCare products and users with more than one product can now log in to TelluCare through the landing page and then select the relevant product:



From each solution the users can go back to “TelluCare Portal” from the user menu:



For users that of just one TelluCare product there is no changes and they will still log in direc to the relevant product.

We appreciate your feedback on this release.

Best regards from  
Tellu Product and DevOps teams  
[support@tellu.no](mailto:support@tellu.no)